




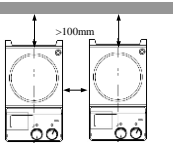
ARGO LAB M2-A Analog Hotplate Magnetic Stirrer



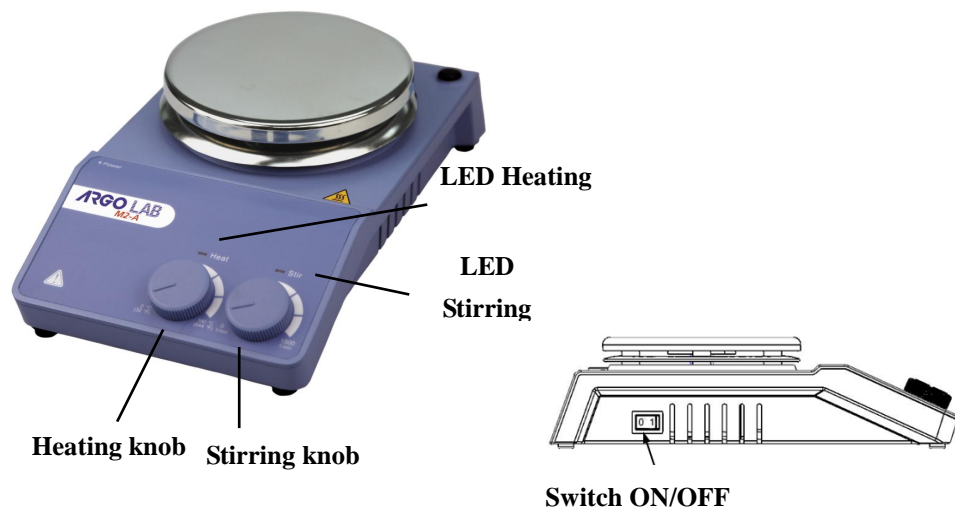
User Manual



ARGO LAB

1 Safety instructions

	<ul style="list-style-type: none"> • Read the instructions carefully before use • Ensure that only qualified personnel using this tool • Do not heat flammable or highly volatile substances
	<ul style="list-style-type: none"> • Be very careful when you touch the heater plate. It can reach a temperature of 340 ° C. Pay attention even when the power has been turned off because the plate stays hot even longer.
	<ul style="list-style-type: none"> • Before use, make sure the instrument is connected to an outlet with a ground connection.
	<ul style="list-style-type: none"> • Observe the minimum distance between the instruments and between the device and the wall (minimum 10 cm).

2 Control and Display



Items	Descriptions
Stirring knob 	Set the desired rotation speed between 0 and 1500 rpm. The function of agitation is activated / deactivated by turning the knob.
Heating knob 	Set the desired temperature between room temperature and 340 ° C. The function of agitation is activated / deactivated by turning the knob.
LED Heating	When the heating function is activated, the heating LED is switched on.
LED Stirring	When the function is activated, the stirring LED is switched on.
Switch ON/OFF	Turns on or turn off the instrument.

3 Operation

- Place the device on a stable surface, make sure the temperature control knob is set at minimum and connect the power supply.
- Turn on the instrument.
- Turn the control knob to set the speed of the rated rotary speed in the safe speed limit 0-1500 rpm.
- Turn the temperature control knob to set the required temperature in the safe limit 0-340 ° C.

4 Faults

- In the event of instrument failure shut it down.
- Turn off the main switch ON / OFF for a few seconds and then switch on again.
- The stirring function will continue to operate at the set speed before it happened the fault.
- The heating function will continue to operate at the set temperature before it happened the fault.
- If the problem is not solved, call your technical service center.

5 Maintenance and Cleaning

- Proper maintenance of the instrument guarantees the conditions and extend its life.
- Unplug the power cord before cleaning.
- When cleaning, be careful not spray the cleaner inside the instrument.
- Use only mild detergent and do not contain abrasives.
- Before starting with any cleaning or decontamination, the user must ensure that the method used does not damage the instrument.
- Wear suitable protection when cleaning with chemicals
- If the instrument must be returned for service, it is necessary a proper cleaning and decontamination by pathogens. You should also put the instrument in its original packaging to send it to repair.

6 Associated standards and regulations

Construction in accordance with the following safety standards:

EN 61010-1

UL 3101-1

CAN/CSA C22.2(1010-1) EN 61010-2-10

Construction in accordance with the following EMC standards:

EN 61326-1

Associated EU guidelines:

EMC-guidelines: 89/336/EWG

Machine guidelines: 73/023/EWG

7 Technical data

Voltage - Frequency	220V – 50/60Hz
Power	530W
Max stirring quantity (H2O)	20 liters
Max magnetic bar	80 mm
Motor type	Brushless
Speed range	0... 1.500 rpm
Speed indication	Analog

Hotplate material	Stainless steel
Hotplate diameter	135 mm
Heating power	500 W
Temperature range	RT to 340 °C
Temperature indication	Analog
Dimensions (L x P x A)	280 x 160 x 65 mm
Weight	2,8 kg
Permitted ambient temperature	5 - 40 °C
Permitted relative humidity	80%
Protection class IP	IP42

8 Disposal



Information regarding the disposal of electrical and electronic equipment European Union.

Electrical and electronic equipment marked with the symbol on the side cannot be disposed of in landfills.

In accordance with EU Directive 2002/96/EC, the European users of electrical and electronic equipment have the opportunity to give back to the distributor or manufacturer upon purchase of a new one.

The illegal disposal of electrical and electronic equipment is punished with an administrative fine.